

Outbreak of COVID-19 Among School Auction Attendees: Was it a “Silent Auction” or “Silent Transmission”?

Danielle A. Rankin, MPH, CIC^{1,2}; Leigh Howard, MD¹; MPH, Kailee N. Fernandez, BS¹; Rana Talj, MD¹; Zaid Haddadin, MD¹; Andrew J. Spieker, PhD³; Natasha B. Halasa, MD, MPH¹
 Affiliations: ¹ Department of Pediatrics, Vanderbilt University Medical Center, Nashville, Tennessee, USA; ² Vanderbilt Epidemiology PhD Program, Vanderbilt University School of Medicine, Nashville, Tennessee, USA; ³ Department of Biostatistics, Vanderbilt University Medical Center, Nashville, Tennessee, USA

1. INTRODUCTION

- Data on the routes and patterns of community transmission of coronavirus 2019 (COVID-19) are limited.
- We describe a cluster of COVID-19 cases who attended a large School Auction event prior to the implementation of social mitigation strategies in Nashville, Tennessee.

2. METHODS

- Individuals who attended the “Silent School Auction” on March 7, 2020, were enrolled and interviewed.
- Attendees were classified as: 1) Confirmed: had positive SARS-CoV-2 test; 2) Suspected: developed symptoms 21 days before or after the auction; and 3) Asymptomatic: no symptoms noted.

3. RESULTS

Figure 1. Onset of Respiratory Symptoms for COVID-19 Confirmed- and Suspected-Cases who Attended the School Auction on March 7, 2020

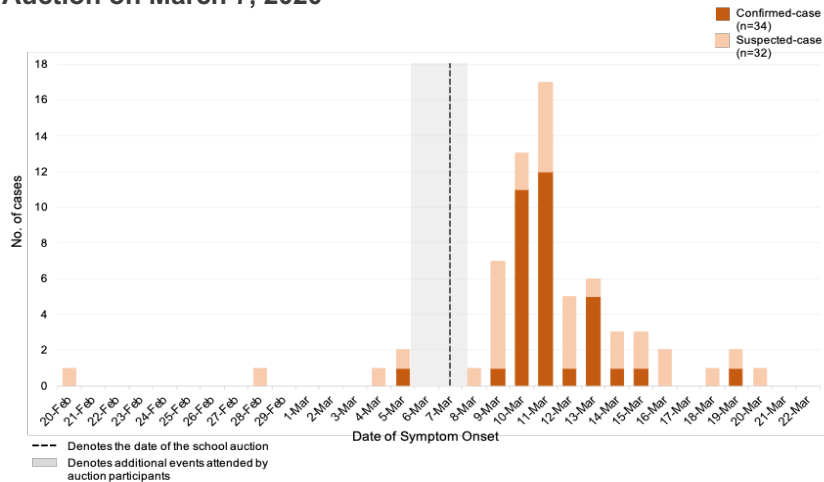


Figure 2. School Auction Dinner Seating Chart, by Case Definition-Confirmed, Suspected, and Asymptomatic Attendees

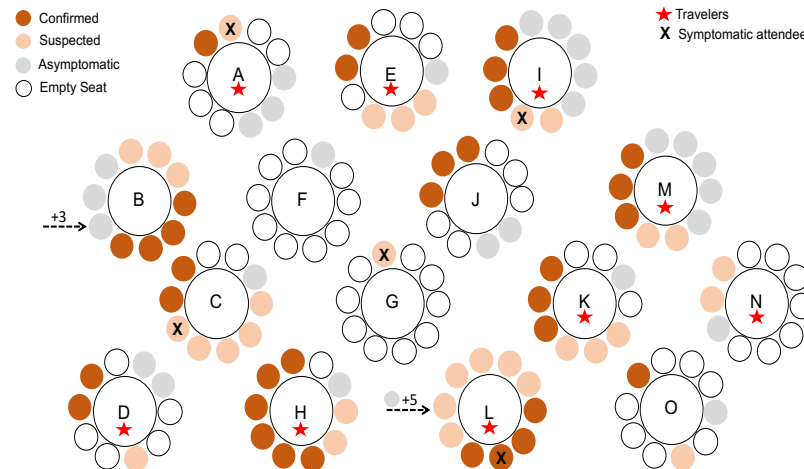


Figure 3. Proportion of COVID-19 Confirmed- and Suspected-Cases by Clinical Symptom Presentation (n=66)

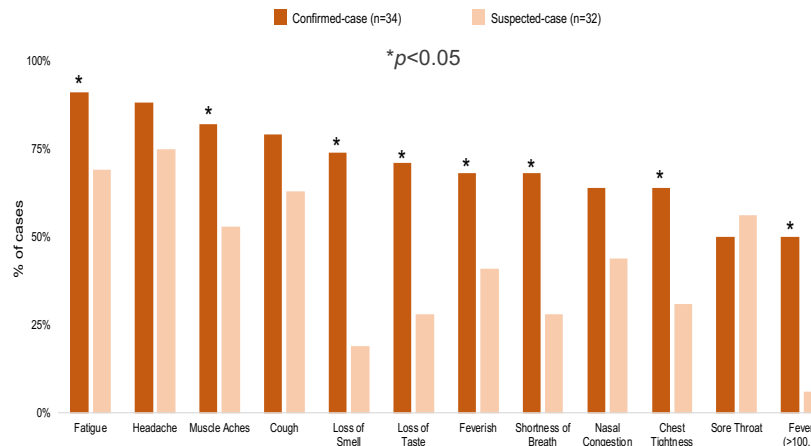


Table 1. Demographic and Social Behaviors of Silent School Auction Attendees, by Case Definition

Characteristic n (%)	Confirmed-Case (n=34)	Suspected-Case (n=32)	p-value	Asymptomatic (n=34)	p-value
Age, years (median (IQR))	41 (38-47)	42 (38-47)	0.471	40 (37-46)	0.207
Sex, female	18 (53)	23 (72)	0.113	13 (38)	0.223
Race, white	33 (97)	32 (100)	0.314	34 (100)	--
Performed hand hygiene	20/32 (63)	14/28 (50)	0.330	23/33 (70)	0.540
Eat buffet	32 (97)	27 (96)	0.906	30 (88)	0.174
Bidding	28/33 (85)	21/28 (75)	0.335	28 (82)	0.783
Alcoholic beverages	28/32 (87)	24/28 (86)	0.839	30 (88)	0.927
Restroom	21/32 (66)	14/28 (50)	0.221	21/33 (64)	0.867
Pen	25/27 (93)	19/21 (90)	0.792	26/28 (93)	0.970
Handshake	23/32 (72)	18 (64)	0.528	29 (86)	0.183
Hug	27 (84)	23 (82)	0.817	28 (82)	0.826
Prior party	9/33 (27)	7/28 (25)	0.841	7 (34)	0.521
Afterparty	5/33 (15)	4/28 (14)	0.924	1 (3)	0.080
Time ate at event					
Early evening	13/32 (41)	7/27 (26)	0.010	9/32 (30)	0.004
Mid evening	4/32 (13)	13/27 (48)		15/32 (26)	
Late evening	15/32 (47)	7/27 (26)		6/32 (21)	

Footnote: Gray shade denotes confirmed-case as the referent group for pairwise comparisons.

4. CONCLUSION

- We identified several COVID-19 cases from a single event that occurred prior to social mitigation strategies.
- Our investigation highlights the importance of staying at home when sick and the significance of social distancing to halt transmission of COVID-19.

CONTACT INFORMATION

Danielle A. Rankin, MPH, CIC
 PhD in Epidemiology Student | Vanderbilt University
 Email: Danielle.A.Rankin@vanderbilt.edu